









Short-term forecast

Station averages

	 °C	 %	 hPa	 mph	 mm/h	 °C
29 Apr	16.6 / 5.5	78.1	1017.6	1.6	0.0	15.6 / 4.3
30 Apr	13.8 / 6.3	85.3	1013.4	1.3	2.7	13.2 / 5.2
1 May	12.0 / 8.5	83.7	1014.4	2.5	0.3	10.6 / 7.6
2 May	12.5 / 6.0	80.0	1017.0	2.9	0.2	10.5 / 4.5
3 May	12.5 / 5.1	83.3	1012.9	3.5	2.7	10.1 / 3.5
4 May	12.2 / 8.1	80.9	1009.0	4.5	0.5	9.3 / 6.6
5 May	15.8 / 9.2	81.5	1010.3	3.1	0.3	14.5 / 7.7
6 May	15.6 / 8.7	83.3	1012.2	1.8	1.9	14.2 / 7.8
7 May	13.9 / 6.1	75.2	1016.9	2.1	0.3	12.0 / 5.0

Station extremes

	 °C	 %	 hPa	 mph	 mph	 mm/h	 °C
 sp;29 Apr	21.5 2025	96.0 2024, 2025	1030.0 2022	9.4 2024	19.9 2024	0.0 > 3 cases	21.5 2025
	-0.1 2024	45.8 2022	1000.2 2024	-	-	-	-2.4 2024
 sp;30 Apr	19.3 2025	96.0 2025	1025.6 2022	9.9 2024	16.1 2024	7.9 2022	19.8 2025
	4.6 2022	60.8 2024	1002.6 2024	-	-	-	3.3 2022
 sp;1 May	17.1 2022	95.0 2022	1023.3 2023	8.4 2023	17.0 2023	1.0 2023	16.8 2022
	6.4 2021	54.4 2021	1007.4 2023	-	-	-	3.8 2023
 sp;2 May	17.0 2024	94.0 2021	1027.0 2023	12.5 2024	23.0 2024	0.8 2021	14.7 2024
	0.1 2023	49.3 2021	1010.2 2021	-	-	-	-2.1 2023
 sp;3 May	16.1 2024	96.0 2021	1027.0 2023	15.9 2024	27.0 2021	10.6 2021	14.4 2024
	1.6 2021	62.7 2022	990.7 2021	-	-	-	-0.1 2021
 sp;4 May	15.9 2022	95.4 2024	1024.4 2023	20.0 2023	26.0 2023	1.8 2021	14.0 2022
	4.7 2021	47.4 2021	990.8 2021	-	-	-	1.8 2021
 sp;5 May	18.9 2022	97.0 2024	1016.7 2023	10.0 2023	19.0 2023	0.8 2024	18.2 2022
	6.8 2023	57.4 2022	1004.7 2024	-	-	-	3.2 2023
 sp;6 May	17.2 2023	96.0 2024	1020.3 2022	7.8 2023	17.5 2022	6.6 2022	17.0 2023
	2.2 2021	55.6 2022	1004.5 2021	-	-	-	0.6 2021
 sp;7 May	18.3 2023	96.0 2021, 2023	1026.2 2024	9.8 2023	15.2 2021	1.0 2023	17.9 2023
	0.8 2021	42.7 2021	1005.2 2021	-	-	-	-1.2 2021

Almanac

